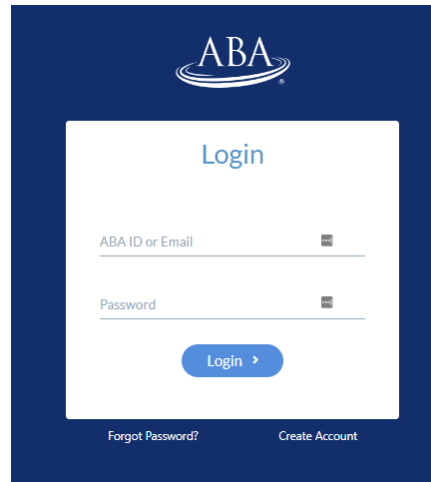
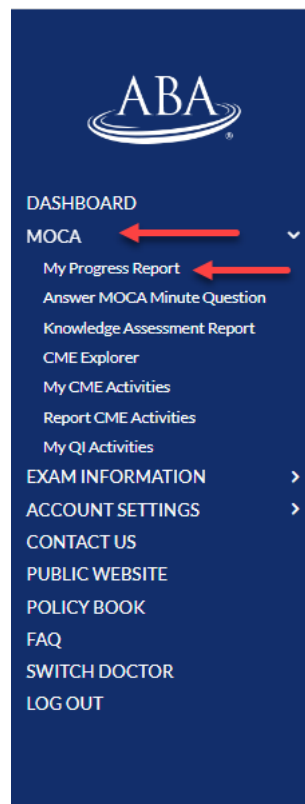


# Guide to Checking Your MOCA Expiration Date

**STEP 1:** Log in to your [ABA GO](#) portal using your ABA ID or email address and password.

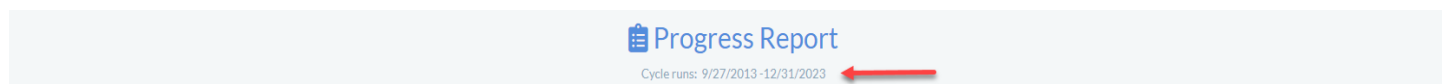
The image shows the ABA login page. At the top is the ABA logo. Below it is a white box with the title "Login". Inside the box are two input fields: "ABA ID or Email" and "Password", each with a small icon to its right. Below the input fields is a blue button labeled "Login >". At the bottom of the white box are two links: "Forgot Password?" and "Create Account".

**STEP 2:** Once logged in, select the “**MOCA drop-down**” and then “**My Progress Report.**”



# READING YOUR PROGRESS REPORT

The first section of your Progress Report will indicate the dates of your current MOCA cycle. The end date is the day your certification expires.



## CERTIFICATIONS

All certifications for which you are currently enrolled in MOCA will be listed along with the following information:

- Initial Issue Date
- Expiration Date
- Status
- Participating in MOC

Progress Report

Cycle runs: 9/27/2013 - 12/31/2023

Certifications	
<strong>^ Anesthesiology</strong>	
Initial Issue Date	10/04/2013
Expiration Date	12/31/2023
Status	Certified
Participating in MOC	✓
<strong>^ Pain Medicine</strong>	
Initial Issue Date	09/19/2015
Expiration Date	12/31/2025
Status	Certified
Participating in MOC	✓

Please note you may have two different expiration dates if you are participating in MOCA for Anesthesiology and a subspecialty.

**NOTE:** You will enter the five-year certification cycle when your earliest certificate expires.